

# C A C T U S CHRONICLE

M A Y 2 0 2 1

VOL. 89 ISSUE 5

## A OAXACAN ADVENTURE

WITH GREG STARR

LACSS ZOOM MEETING, EVERY FIRST THURSDAY OF THE MONTH  
MEETING START TIME: 7PM, HOST WILL OPEN ROOM AT 6:30PM  
MAY 6TH, 2021

PHOTO CREDIT: Greg Starr

# B O A R D OF DIRECTORS

2 0 2 1

## LACSS MISSION STATEMENT

The Los Angeles Cactus and Succulent Society (LACSS) cultivates the study & enjoyment of cacti & succulent plants through educational programs & activities that promote the hobby within a community of fellow enthusiasts & among the greater public.

### **PRESIDENT**

Joyce Schumann

### **PAST PRESIDENT**

Kim Thorpe Chavez

### **1ST VP, PROGRAMS**

Ron Behar

### **2ND VP, PLANT OF THE MONTH**

Manny Rivera

### **3RD VP, SPECIAL EVENTS**

Jim Esterle

### **SECRETARY**

Kate Eplboim

### **TREASURER**

Nick Steinhardt

### **DIRECTOR 1 MEMBERSHIP**

Rosemary Polito

### **DIRECTOR 2 EDUCATION**

Sandy Chase

### **CACTUS CHRONICLE EDITOR**

Kimberly Gomez-Tong  
newsletter@lacactus.com

### **MEETING REFRESHMENTS**

Karen Holley

### **WEBMISTRESS**

Nancy Neymark

### **CACTUS GARDEN CHAIR**

Chris Rogers

### **CSSA LIAISON**

Roxie Esterle

### **FALL SALE**

### **FESTIVAL CHAIR**

Artie Chavez

### **INTER-CITY REPRESENTATIVE**

Manny Rivera

### **MONTHLY DRAWING**

Al Mindel

### **PLANT PROCUREMENT**

Collin O'Callaghan

### **HISTORIAN**

Nils Schirmacher

### **HOLIDAY PARTY CHAIR**

Debi Heaps

### **LIBRARIAN**

Susan Phillips

### **POM PLANT DESCRIPTIONS**

Kyle Williams

### **ZOOM MANAGEMENT TEAM**

Emily Akers + John Giesing

### **COVID COMPLIANCE OFFICER**

Emily Akers

### **SOCIAL MEDIA**

Kathleen Misko - Facebook  
Nicole Alter - Instagram



LOS ANGELES CACTUS AND SUCCULENT SOCIETY

# JUNE SALE

2 0 2 1

**CACTI & SUCCULENTS  
COLLECTOR PLANTS  
HAND MADE CERAMICS**

**ENCINO FARMER'S MARKET  
17400 VICTORY BLVD, VAN NUYS**

JUNE 11th	FRIDAY TWILIGHT SALE	5:00pm-7:30pm
JUNE 12th	<b>\$10 ENTRANCE FEE</b>	9:00am-2:00pm
	FREE ADMISSION	

**NO MASK, NO ENTRY.**

LACSS SPRING SALE 2021 will be following all CDC & local health guidelines.

# EDITOR'S NOTE

Hi everyone!

I'm so excited that we are having our June Sale this year! On our traditional sale date too! We had a blast at the Spring Sale, I hope to see many more familiar faces there!

Next month's Plant of the Month is

## **FAVORITES!**

Please send photos of these from your collection to me at [newsletter@lacactus.com](mailto:newsletter@lacactus.com)

Don't forget to also submit photos of what's happening in your yard!

I hope you are all safe and well.

See you at our Zoom meeting May 6th!

**- Kimberly**

## IN THIS ISSUE

A WORD FROM THE PRESIDENT

MONTHLY PROGRAM:  
A OAXACAN ADVENTURE  
- GREG STARR

PLANT OF THE MONTH

SPRING SALE PHOTOS

NEW MEMBER SPOTLIGHT

SATURDAY PROGRAM

CLUB MEMBER SEEKING MATE!

ASK AN EXPERT

IN MY YARD

THE GLORIA PROJECT

CSS VENDORS

FROM THE

# M E S S A G E PRESIDENT

## HAPPY SPRING TIME TO EVERYONE!

Well, here we are – in a good position to pat ourselves on the back for a job well done! But, do we do that? No. Not our style....We are always looking for improvement in whatever we do! What am I referring to, you might wonder? Our Spring Sale that we held on April 9 & 10, would be my answer. With the help of some very pleasant weather, our Spring Sale was quite successful. Everyone who participated enjoyed the time they spent with each other. Our visitors were focused on acquiring new plants for their collection and, as club members, we enjoyed the energy and enthusiasm of the visitors. LACSS volunteers are the best!! Sooo good to see each of you! I thank you again for all your hard work in making this a success.

We would appreciate your input regarding the Zoom programs that have been a major part of our monthly meetings. Do you enjoy them? Are we missing a critical element in keeping you informed about club activities? If you haven't had a chance to join the Zoom meetings, what could we do to get you started? We all agree that we miss each other and the socializing (and the raffle and the vendors and the food!) that precedes each meeting but what have you learned from the speakers and the POM presentation? Send me an email - as I said, we are always looking for improvement.

Whenever a speaker mentions a book that has proven to be extremely helpful to them, I have always been able to say "Yup, we have that one in our library!" Another opportunity to pat ourselves on the back..... CSSA has published a couple more journals that I know you really want to see. They will be available as soon as we can meet again. Or you could join the CSSA Webinars.

"April showers bring May flowers" so how are your plants doing? As for my plants, I have many frost bitten Gasterias. May is a little too late to be worried about that so I am waiting to see if they will recover or if they go into the compost pile next year. Have you ever wondered how to tell the difference between frost bite and sunburn on a plant? Suggestion: ASK AN EXPERT. Or any other question that inquiring minds want to know. The Saturday Sessions program is just the place for this exchange of information and experiences.

The good news lately is the easing up of the pandemic restrictions for gatherings. ONEGeneration will let us know when they will open for indoor social events. Throughout all this time, they have continued to stay in touch with senior citizens via phone, home delivery of meals and other services. For us, the limiting factor is still the social distancing of six feet. We need to get closer together to accommodate the 100 plus members in their meeting room. As soon as we know, you will know!!

Until then, we shall continue with our fantastic ZOOM meetings with the hope that all of you will join us.

Stay safe and stay healthy!  
Joyce





# A OAXACAN ADVENTURE

G R E G S T A R R

In this presentation, Greg Starr will use pictures, some humor, and even some Latin to guide you on an excursion one of the most intriguing and diverse states in all of Mexico. Greg has focused this talk on two areas of the state that have an incredible variety of plants, from cactus and succulents to those that Brian Kemble calls “road-side weeds”. Come along as we sample some highlights of the Tehuacán-Cuicatlán region and the Isthmus of Tehuantepec. We will see little plants, big plants, cactus, succulents, and even some flowering curiosities, so there should be enough to keep everybody. Wear your hiking shoes and plenty of sunscreen and fasten your seat belt for this wild ride of a typical field excursion as seen through Greg’s myopic eyes.

# B R I E F B I O G R A P H Y O F GREG STARR



Greg was born and raised in Tucson, Arizona, and has grown to love the desert and its flora and fauna. He graduated from the University of Arizona in 1979 with a Bachelor of Science in Horticulture, returning to the University of Arizona to study Botany and further his education in horticulture. Greg made his first foray into Mexico when he traveled to Baja California in 1981 with noted Sonoran Desert botanists Dr. Ray Turner and Dr. Tony Burgess. He got hooked on agaves during the trip and then Dr. Howard Scott Gentry's book on Agaves of Continental North America was released in 1982, further fueling the fire of maguey.

Greg has described five species and one subspecies of agave and has several taxonomic projects that are on hiatus while the coronavirus shuts down field work outside of the U.S.

Greg's first book, *Cool Plants for Hot Gardens*, was released at the end of April 2009. That is currently out of print, but he is currently revising and revamping the book and hopes to finish by next year. His second book, titled *Agaves: Living Sculptures for Landscapes and Containers*, was released in early May of 2012. The publisher told him there are fewer than 200 copies in the warehouse and they do not plan on reprinting the book. Greg has 50 copies in reserve for when it is no longer available in retail stores. He was a co-author for the *Field Guide to the Cacti and Other Succulents of Arizona* which will be heading into its third edition sometime this year.

Greg spends most of his days tapping at the computer hoping another book will take shape, preparing PowerPoint presentations, and tending to Starr Nursery, specializing in agaves and related plants as well as other succulents that he can ship throughout the country.



# PLANT <sup>Of</sup> <sub>the</sub> MONTH

2 0 2 1

## JANUARY

Columnar cactus  
Sedum & Sempervivum

## FEBRUARY

Mammillaria straight spines  
Pelargonium

## MARCH

Copiapoa  
Bulb

## APRIL

Echinocereus  
Conophytum

## MAY

Cacti staged as miniature  
Succulent staged as miniature  
(Diameter of pot  
NO LARGER THAN 3")

## JUNE

Favorites

## JULY

Echinofossulocactus  
(aka Stenocactus)  
Adenium

## AUGUST

Echinopsis  
Euphorbia with caudex

## SEPTEMBER

Ariocarpus  
Cyphostemma & Cissus

## OCTOBER

Grafted  
Grafted

## NOVEMBER

Variegated  
Variegated

## DECEMBER

Holiday Awards Party

## POM Online Policies

AS LACSS CONTINUES ITS ONLINE MEETING FORMAT FOR THE NEXT SEVERAL MONTHS, SOME SLIGHT MODIFICATIONS IN THE PLANT-OF-THE-MONTH (POM) COMPETITION HAVE BEEN ADOPTED BEGINNING FEBRUARY, 2021. WE HOPE THESE CHANGES WILL MOTIVATE MORE MEMBERS TO COMPETE IN THIS LONG-STANDING EDUCATIONAL TRADITION. BESIDES, IT'S REALLY FUN TO GET YOUR PLANTS READY FOR THEIR CLOSE-UPS.

- SUBMISSIONS WILL BE LIMITED TO A MAXIMUM OF 2 CACTUS AND 2 SUCCULENT SUBMISSIONS PER PERSON.
- WINNING POINTS WILL BE RECORDED AND ACCUMULATED FOR PRIZES AWARDED AT OUR YEAR-END HOLIDAY PARTY IN 2021.
- COMPETITION DIVISIONS (ROOKIE, NOVICE, ADVANCED, AND OPEN) WILL BE JUDGED TOGETHER, AS THERE AREN'T ENOUGH PLANTS FOR A COMPETITION IN EACH DIVISION.
- ONE POINT WILL BE AWARDED FOR EACH ENTRY, AND WINNERS IN THE CACTUS AND THE SUCCULENT AREAS WILL BE AWARDED 3 POINTS FOR 3 RD PLACE, 4 POINTS FOR 2ND PLACE, AND 5 POINTS FOR 1ST PLACE.
- PHOTOS MUST BE SUBMITTED TO OUR CACTUS CHRONICLE EDITOR : [NEWSLETTER@LACACTUS.COM](mailto:NEWSLETTER@LACACTUS.COM) BY THE 20TH OF THE MONTH PRECEDING THE COMPETITION IN ORDER TO BE CONSIDERED IN THE JUDGING.
- MANNY RIVERA WILL SELECT THE WINNING CACTUS AND SUCCULENT BASED ON THE PHOTOS, TO BE ANNOUNCED DURING THE MEETING.

THANK YOU TO EVERYONE WHO HAS PARTICIPATED IN THIS ACTIVITY!



# A P R I L PLANT Of the MONTH

W I N N E R S

C A C T U S



F I R S T

G R E T C H E N  
D A V I S

ECHINOCEREUS  
ENGELMANNII



T H I R D

R O N  
C O O P E R


ECHINOCEREUS  
RUBINISPINUS



S E C O N D

G R E T C H E N  
D A V I S

ECHINOCEREUS  
MOJAVENSIS



T H I R D

K E N T + B A R B A R A  
H A L L

ECHINOCEREUS  
REINBACHII



F I R S T

J I M + R O X I E  
E S T E R L E

CONOPHYTUM  
WEINSTEINII




S E C O N D

E M I L Y A K E R S +  
J O H N G I E S I N G

CONOPHYTUM  
PELLUCIDUM

S U C C U L E N T



S E C O N D

J O H N  
V A N U N E N

CONOPHYTUM  
OBCORDELLUM



T H I R D

J O H N  
V A N U N E N

CONOPHYTUM  
BILOBUM

# PLANT Of the MONTH

M A Y



**ROXIE + JIM  
ESTERLE**

TEPHROCACTUS BONNIEA

**GRETCHEN DAVIS**

LOBIVIA FLAMATIMENSIS



**DAVID VALERA**

GEOHINTONIA SP.



**JOHN VAN UNEN**

TEPHROCACTUS PENTLANDII





# PLANT Of the MONTH

M A Y



JOHN VAN UNEN

CONOPHYTUM HIANIS

BONNIE IKEMURA

CREMNOSEDUM SP.



RON COOPER

EUPHORBIA MAMMILLARIS VARIGATE



EMILY AKERS +  
JOHN GIESING

DORSTENIA HYBRID





# MINIATURES

B Y K Y L E W I L L I A M S

This month we aren't focusing on a specific genus or family of plants. Instead we will look at a growth form that everyone has space to grow, miniatures!

It is important to note that because we are dealing with a descriptive term, not a botanical one, there is no hard and fast rule for what a miniature plant is. The closest we have is a pot size rule, which limits the maximum pot size to 3 inches diameter and requires the plants to be naturally small, not just a juvenile. For our meeting we'll be a little more relaxed and allow juvenile forms, within reason of course.

A miniature is not necessarily the same thing as a dwarf plant. For example, a number of Agave species are considered dwarf sized because they only get a couple feet in diameter. That is very small compared to a huge *A. americana* that can be 10 feet or more across, but isn't really what we mean by miniature. Another example would be a *Bursera microphylla*, the Elephant Tree, which can form a huge shrub or small tree. It is often grown as a caudiciform bonsai just a couple feet tall. That plant has been dwarfed but it still is not a miniature!

So what are some examples of true miniatures? Two great examples for cacti would be *Copiapoa laui* and *Blossfeldia liliputana*, the two smallest species in the family. They both form small clumps, but individual heads are usually 1/2" or less in diameter. Even slightly bigger species such as *Ortegocactus macdougallii*, *Mammillaria theresae*, or *Puna clavarioides* are ideal miniatures so long as the clump hasn't become too big.

While there are quite a number of miniature cacti, the number of miniature (non-cactus) succulents is even bigger. One of the best places to look for

miniatures is among the mesembs. Some species of *Conophytum* are the very definition of miniature, in that some species such as *C. pellucidum* are so small that you could have upwards of 100 heads in a three inch pot! Many species of Lithops work well too. Also consider some of the mesembs that aren't living stones types such as *Titanopsis* or *Aloinopsis* species. Outside mesembs, consider some of the smallest *Crassula*, *Haworthia*, *Sedum*, or *Avonia*. These are just suggestions, but if you have a plant that looks good and proportional in a three inch or smaller pot then you have a miniature!



*Avonia alstonii* ssp. *quinaria*



*Conophytum pellucidum*



*Blossfeldia liliputana*



# PLANT <sup>Of</sup> <sub>the</sub> MONTH

2 0 2 2

## JANUARY

Frailea  
Adromischus

## FEBRUARY

Monotypic  
Senecio, Othonna

## MARCH

Mammillaria Clusters  
Aloe Clusters

## APRIL

Ecobaria, Acharagma  
Aizoaceae Thickened Roots

## MAY

Cacti staged as miniature  
Succulent staged as miniature  
(Diameter of pot  
NO LARGER THAN 2")

## JUNE

Favorites

## JULY

Discocactus  
Dyckia

## AUGUST

Thelocactus-Hamatocactus  
Bursera

## SEPTEMBER

Gymnocalycium  
Euphorbia Millii type

## OCTOBER

Astrophytum  
Sanseveria

## NOVEMBER

Variegated  
Variegated

## DECEMBER

Holiday Awards Party





LOS ANGELES CACTUS AND SUCCULENT SOCIETY

# SPRING SALE

2 0 2 1

CACTI & SUCCULENTS  
COLLECTOR PLANTS  
HAND MADE CERAMICS

17400 VICTORY BLVD, VAN NUYS  
NOTE NEW LOCATION:  
@ONEGENERATION / ENCINO FARMER'S MARKET

FRIDAY TWILIGHT SALE  
APRIL 9th \$10 ENTRANCE FEE 6:00pm-8:30pm  
APRIL 10th FREE ADMISSION 8:00am-2:00pm

**NO MASK, NO ENTRY.**  
LACSS SPRING SALE 2021 will be following all CDC & local health guidelines.







IF YOU HAVE ANY PHOTOS FROM THE SPRING SALE, FEEL FREE TO SHARE THEM WITH US  
SEND THEM TO : [NEWSLETTER@LACACTUS.COM](mailto:NEWSLETTER@LACACTUS.COM)







# FELIPE DELGADO

## I N M Y A R D


In this May newsletter we are spotlighting Felipe Delgado, who resides in Sylmar, California, with his lovely wife Steffanie and son Philip.

Felipe's family moved to the north end of the San Fernando Valley in 1974, where his mother grew traditional garden plants and his dad tended a very large *Trichocereus pachanoi* behind the garage that had to be trimmed each year. Both parents instilled in him a love of plants.

In 2015, his sister, Theresa, gave him a few succulents (*Aeoniums* and *Crassulas*). He frequently visited all the big box stores (Home Depot, Lowes and large nurseries) in pursuit of newer succulents.

2016 found him at the LACSS June Drought Tolerant Plant Festival and he was blown away by the shapes and sizes of the plants for sale. He bought some *Mammillarias*, *Notocactus*, *Matucanas* and a few new succulents. Felipe joined the LACSS in July of that same year.

He became a volunteer at the next LACSS festival and the Cactus and Succulent Society of America show as well as the Inter-City show and sale. He has since joined the Bromeliad Society and the CSSA. He bought a 12" *Euphorbia* 'Zig-Zag' cultivar (*Euphorbia pseudocactus* x *Euphorbia grandicornus*) that is now around 36" tall and has had many cuttings started from it.





Felipe uses an 80% pumice, 20% organic mix for both his cactus and succulents. He top dresses all potted plants except his Bromeliads. Watering is done once a week in the summer or more often if windy. Soft succulents and Bromeliads are watered twice a week. Those in the ground get some water when watering the fruit trees. More than 80% of the plants are in pots, large or tall ones are in the ground.

Agaves, Mammillarias, Turbinicarpus, Gymnocalyciums, Matucanas and Dyckias are his favorites. He likes buying small plants and watching them grow and form large clusters.

What he likes most about the club, is the speakers and other club members, who share information on growing cactus and succulents. He misses the in-person meetings.

Felipe says when he gets off work he goes out and looks at his plants, repots some, waters and his hectic day just melts away. It is very therapeutic.

Submitted by Sandy Chase  
Education Director



# L A C S S A T U R D A Y PROGRAM

**SATURDAY, MAY 8TH 2021  
HOST WILL OPEN MEETING ROOM  
AT 10:00AM**

A BLAST WILL BE SENT OUT AGAIN!



## **ROCK FIGS FOREVER!**

### **WITH GENE JOSEPH**



This presentation will show the process of taking a rock fig, *Ficus palmeri*, and unpotting it and mounting it on a special rock and preparing it for establishing on that rock. We will look at the process of bare rooting the plant, positioning the roots on the chosen rock, and then covering those roots and tying the plant into position where it will then grow for the next 6-12 months, until the plant is firmly attached to the rock. We'll also look at taking that finished plant and staging it into a decorative pot with other rocks and top dressing. A blue ribbon winner, to be sure!

### **BIO**

I was born in St. Louis numerous decades ago. I left the midwest to attend college here in Tucson and became hooked on the desert. I have a degree in Plant Sciences from UofA. One of my first jobs was with the Arizona Sonora Desert Museum, here in Tucson, where I was the Plant Propagator/ Horticulturist for seven years. I ultimately realized that I needed more than Sonoran desert plants. So I quit my job and started a succulent and cactus nursery, where I now grow plants from around the world. I opened Plants for the Southwest in April 1986 and then in July, 1987 we purchased the Ed Storms' lithops collection and took the mail order name Living Stones Nursery. So we now have one nursery with two names, which seemed like a good idea at the time. I still maintain a large cactus and succulent collection under the guise of doing business. I am one of three authors, including Mark Dimmitt and Dave Palzkill, of the *Adenium* book; *Sculptural Elegance*, *Floral Extravagance*.

# CLUB MEMBER IS SEEKING A MATE

(for his *pachypodium namaquanum*)



*Pachypodium namaquanum*,

📍 2 miles away

## SHARE PACHYPODIUM'S PROFILE

If you have a suitable candidate, please contact Rio and Caroline Cernik at 818-225-9518 at your earliest convenience to make arrangements to introduce the plants.

Long-time LACSS member Rio Cernik is hoping to cross-pollinate his treasured *Pachypodium namaquanum*, which is about to flower this year for the first time. He is looking for a club member who has a budding *P. namaquanum*, anticipating a bloom in the middle of May.



# ASK THE EXPERT

P L A N T I D , P R O B L E M P L A N T S



KENT + BARBARA HALL:

Ask an expert please?

This cactus just burst into bloom yesterday - can expert please ID?

Thank you!

Kent & Barbara

LACSS MEMBER EXPERT,  
MANNY RIVERA:

"Hello Kent + Barbara.

It's a *Trichocereus grandiflorus* hybrid

MANNY RIVERA."

## MEMBER BLURBS



RON COOPER:


So, the last few days, when I went to tend my cactus plants, 2 doves flew out from under the canopy. Today I found out what they have been doing! My Christmas tree aloe is now a bird nest!



I will let you know if I become a God Parent!

# THE GLORIA PROJECT

get ready to volunteer for service + fun



LACSS is embarking upon a service project that will help a member of our community and reunite club members in person at the same time.


We're calling this event "The Gloria Project." On

**SATURDAY, JUNE 19TH**

we will bring together LACSS volunteers to help a senior in need to clean, groom, and organize the lovely cactus and succulent garden of her late husband. To show her appreciation, Gloria has offered to host a volunteer party with food, beverages, a refreshing dip in her pool, and a donation to our club.

Volunteers need to wear gloves and bring an array of clippers, loppers, weeders, and other hand tools. Stay tuned for further information!





W E L C O M E  
NEW MEMBERS

Matthew Williams

George Lombard

Peter DiRado

Travis Harvey  
+ family





# DESERT CREATIONS

18161 Parthenia St. Northridge CA 91325  
(818) 679 6548  
desertcreations.net

**10% OFF TO LACSS MEMBERS**

# POTTERY BY KITOI

2228 Patterson Rd #99 Riverbank CA 95367  
(707) 290 6548  
Instagram: @kitoi  
ONLINE ORDER / LOCAL PICKUP / SHIPPING AVAILABLE

# SUPERB SUCCULENTS

Duke & Kazuko  
SuperbSucculents.com  
(805) 526 8620  
Duke@SuperbSucculents.com

BY APPOINTMENT ONLY

Curbside pickup available  
WE ACCEPT CREDIT CARDS, CASH, CHECKS, PAYPAL & SQUARE

# SOMIS SUCCULENT SPECIALTIES

BY APPOINTMENT ONLY  
(Address provided then)

CASH, CHECK, OR PAYPAL (NO CREDIT CARD)  
John Matthews  
jgmplants@aol.com  
(661) 714 1052

# RALPH MASSEY PLANTS

(818) 562 7296  
BY APPOINTMENT ONLY

# LA SUCCULENTS

(818) 732-0611  
11226 Christy Ave  
Lake View Terrace, CA 91342  
(Right off the Wheatland exit on the 210 Freeway)