



CACTUS CHRONICLE



MISSION STATEMENT

The Los Angeles Cactus and Succulent Society (LACSS) cultivates the study & enjoyment of cacti & succulent plants through educational programs & activities that promote the hobby within a community of fellow enthusiasts & among the greater public.

Monthly Meeting Program : April

Form and Functions of **CACTI & SUCCULENTS** *Inside and Out* along with other Desert Dwellers!

Ernesto Sandoval has presented to our club previously, and regularly lectures to western garden clubs throughout the year. As a refresher for long time members, and an introduction for newer members, Ernesto has a degree in Botany from UC Davis, and has worked from a student weeder/waterer to Director over the past 25 years at the UC Davis Botanical Conservatory. He has a very pleasant demeanor and is easy to speak with, and also interjects humor during his presentations.

"Several of his favorite garden projects involved converting lawns and or water loving landscapes to drought tolerant and diversity filled gardens!"

"By helping people to understand the workings of plants he hopes to help us better understand how to and why our plants do what they do and how we can maximize their growth with less effort."

Ernesto will be sharing his understanding of the way succulents and other desert plants are adapted to surviving drought in desert and other dry environments. He'll cover Biology (how they work overall), Anatomy (How they're organized on the inside), Morphology (how they're organized on the outside, and Ecophysiology (how all the parts above work together) to make the plants adapted to their often challenging lives.

As usual Ernesto will bring an assortment of plants, mostly hardy succulents to offer for sale!

Ron Behar
V.P. Programs



REFRESHMENTS FOR APRIL!

**LAST NAMES STARTING
WITH: **A - C****

**SEE YOU AT THE APRIL MEETING AT
THE ONE GENERATION CENTER**

ERNESTO SANDOVAL



ERNESTO SANDOVAL has been wondering and seeking questions to why plants grow and look the way that they do for a long time. Now he explains and interprets the world of plants to a variety of ages and experiences from K-12 to professionals as well as Master Gardeners. He regularly lectures to a variety of western Garden Clubs throughout the year and particularly to Succulent Clubs throughout California. Desert plants are his particular passion within his general passion for plants. He describes himself as a "Jose of All Plants, Master of None." Ernesto thoroughly enjoys helping others, and gardeners in particular, to understand why and how plants do what they do.



When he was about 13 he asked his dad why one tree was pruned a particular way and another tree another way. His dad answered bluntly "because that's the way you do it." Since then he's been learning and teaching himself the answers to those and many other questions by getting a degree at UC Davis in Botany and working from student weeder/waterer to Director over the last 25 years at the UC Davis Botanical Conservatory.

He's long left the "mow blow and go" monoculture landscape gardening world and has immersed himself in the world of polyculture and biodiversity by growing several thousand types of plants at the UC Davis Botanical Conservatory, many of them succulents. Several of his favorite garden projects involved converting lawns and or water loving landscapes to drought tolerant and diversity filled gardens! He likes to promote plant liberation by encouraging gardeners of all sorts to grow more plants in the ground when possible. He loves the technical language of Botany but prefers to relate information in more understandable methods of communication! By helping people to understand the workings of plants he hopes to help us better understand how to and why our plants do what they do and how we can maximize their growth with less effort.



A Word From Our President



Finally, the weather has improved. So many of our cactus are starting to bloom. Cactus flowers are stunning. This is truly my favorite time of the year. We had to reschedule the workshop due to a road closure. The new date set is April 27th. Hopefully, many of you will take advantage of the workshop. We are very lucky to have so many amazing members.

Not only the plants are actively growing, but so are the Cactus and Succulent Shows and Sales. I really like going to the shows and seeing everyone's plants. I look forward to our show in June so I can check out many of our members' plants. I am trying to get my topic for my display locked down. I love doing displays because while researching I always find some really interesting facts about succulents. If anyone has any questions about showing at the June festival, please ask Karen.

There will not be a Third Saturday of the month program in April. The room was not available. Maybe you could set aside that day to repot your plants for the June Show. Just an idea.

About the March meeting. The food was amazing! Thank you to everyone that brought something to share. We had a wonderful turn out for **PLANT OF THE MONTH**. Let's keep that going this month with *Gymnocalycium* and *Haworthias*! Al Mindel is our new raffle chairperson. Collin O'Callaghan will be our new plant procurement person. If you have some nice plants and you would like to make a deal with for the club please see Collin. Kathleen is a wonderful addition to our membership table. Thank you all for taking on your new positions. Just a reminder, we need help with set up and break down of the meetings so come a little early and stay a little after the meeting.

I was really impressed with how many people wore their name tags. Thank you. It really helps and it makes Ilona really happy. I think we did a great job at signing in also. It helps us keep stats.

I look forward to seeing everyone April 4. We have a really great speaker, Ernesto Sandoval and you won't want to miss it.

Hopefully everyone has gotten info on the Grant Opportunity and your Rosters. Any problems, please visit the membership table.

Sincerely,

Kim Chavez

2019 OFFICERS

PRESIDENT

Kim Chavez

1ST VP, PROGRAMS

Ron Behar

2ND VP, PLANT OF THE MONTH

Manny Rivera

3RD VP, SPECIAL EVENTS

Diane Miller

SECRETARY

Ron Cooper

TREASURER

Gretchen Davis

FALL SALE CHAIR

Kal Kaminer

DIRECTOR 1 (2017-2018) ODD YRS.

Ilona Buratti

DIRECTOR 2 (2018-2019) EVEN YRS.

Artie Chavez

PAST PRESIDENT

Joyce Schumann

HISTORIAN

Nils Schirmacher

CACTUS CHRONICLE EDITOR

Kimberly Tong
newsletter@lacactus.com

WEBMISTRESS

Nancy Neymark

INTER-CITY SHOW CHAIR

John Martinez

CCSA LIAISON

M.A Bjarkman

MONTHLY DRAWING

Al Mindel

PLANT PROCUREMENT

Collin O'Callaghan

PUBLICITY

Roxie Esterle

CACTUS GARDEN CHAIR

Chris Rogers

HOLIDAY PARTY CHAIRPERSONS

Debi Heaps

MEETING REFRESHMENTS

Sylvia Strehlo

MONTHLY DRAWING

Leah Imamura & Juana Williams

KIDS OUTREACH

Nicolene Bova

MEMBER AT LARGE

Kal Kaminer

PLANT OF THE MONTH

MARCH RESULTS

SUCCULENT - ALOE HYBRID

ROOKIE

FIRST	ALOE HYBRID	NICKI LARSEN
SECOND	ALOE 'CHRISTMAS SLEIGH'	KEVIN ALTAR
THIRD	ALOE 'CHRISTMAS CAROL'	NICKI LARSEN
THIRD	ALOE 'SAWBONES'	NICK STEINHARDT

NOVICE

FIRST	ALOE HYBRID	DEBI HEAPS
SECOND	OIK - FANTASY ALOE HYBRID	EFREN FLORES
SECOND	ALOE 'SNOW STORM'	DEBI HEAPS
THIRD	ALOE 'CHRISTMAS CAROL'	RON COOPER
H.M	ALOE 'DZ' K. ZIMMERMAN HYBRID	COLLIN O'CALLAGHAN & KIMBERLY TONG

ADVANCED

FIRST	ALOE HYBRID	KATHRYN BOORER
SECOND	ALOE HYBRID	KATHRYN BOORER
THIRD	ALOE X 'JAWS 3'	RON BEHAR

OPEN

FIRST	ALOE 'MARSHA LAYHEN'	BRYAN CHAN
SECOND	ALOE HYBRID	BRYAN CHAN
THIRD	ALOE 'DONNIE'	BRYAN CHAN



PLANT OF THE MONTH 2019

- APRIL**
Gymnocalycium
Haworthia
- MAY**
Small cacti & succulent staged as miniature
- JUNE**
Favorites
- JULY**
Mammillaria with hooked spines
Lithops
- AUGUST**
Rebutia
Commiphora
- SEPTEMBER**
Astrophytum
Euphorbia from Madagascar
- OCTOBER**
Opuntiod from South America
Adromischus
- NOVEMBER**
Variegated
Variegated
- DECEMBER HOLIDAY PARTY

PLANT OF THE MONTH 2020

- JANUARY**
Turbinicarpus & Gymnocactus
Tylecodon
- FEBRUARY**
Buiningia & Uebelmannia
Aloe species
- MARCH**
Eriosyce
Haworthia
- APRIL**
Obregonia, Strombocactus,
Ortegocactus
Agave

CACTUS - EPIHELANTHA, ENCEPHALOCARPUS, PELECYPHORA

ROOKIE

FIRST	EPIHELANTHA UNGUISPINUS	BARBARA & KENT BUTTERWORTH
--------------	-------------------------	----------------------------

NOVICE

FIRST	EPIHELANTHA GREGGII	AL MINDEL
SECOND	EPIHELANTHA MICROMERIS VAR. UNGUISPINUS	AMANDA ERLANSON

ADVANCED

FIRST	EPIHELANTHA MICROMERIS	KATHRYN BOORER
--------------	------------------------	----------------


OPEN

FIRST	PELECYPHORA ASELLIFORMIS	ARTIE & KIM CHAVEZ
SECOND	PELECYPHORA STROBILIFORMIS	KAREN OSTLER
SECOND	EPIHELANTHA CHIHUAHUAENSIS	ARTIE & KIM CHAVEZ
THIRD	EPIHELANTHA UNGUISPINUS	ARTIE & KIM CHAVEZ
THIRD	EPIHELANTHA MICROMERIS	KAREN OSTLER



MARCH PLANT OF THE MONTH PHOTOS

Photo credit: Collin O'Callaghan & Kimberly Tong



ALOE X JAWS III
Ron Behar



EPITHELANTHA MICROMERIS
Kathryn Boorer



OIK - FANTASY ALOE HYBRID
Efen Flores



**EPITHELANTHA MICROMERIS
VAR. UNGUISPINUS**
Amanda Erlanson




EPITHELANTHA UNGUISPINUS
Kim & Artie Chavez



ALOE 'MARSHA LAYHEN'
Bryan Chan



EPITHELANTHA MICROMERIS
Karen Ostler



ALOE 'DONNIE'
Bryan Chan



ALOE 'SNOW STORM'
Debi Heaps



PELECYPHORA ASELLIFORMIS
Kim & Artie Chavez



EPITHELANTHA CHIHUAHUAENSIS
Kim & Artie Chavez



ALOE HYBRID
Kathryn Boorer

APRIL PLANT OF THE MONTH

HAWORTHIA BY KYLE WILLIAMS

Photo Credits: Kyle Williams

Haworthia are among the most commonly grown succulent plants. There are about 60 species, but the number of varieties, cultivars and hybrids are overwhelming and continually increasing. Haworthia, are very closely related to Aloe and Gasteria. Haworthia are endemic (i.e. native exclusively) to South Africa, and most inhabit a Mediterranean environment not too different from Southern California. The plants are primarily winter growers, though growth can occur from early autumn through early summer.

Haworthia are easy to grow in our climate and in general are tolerant of varying potting mixes so long as they are well draining. They like light fertilization when growing, any balanced fertilizer will do. Haworthia can be naturalized as a ground cover, placed under shrub cover in shadier parts of California gardens.

Haworthia like bright light and morning sun, which brings out the color of their leaves. If the light is too dim, the leaves will be a pale green and the leaves will stretch. On the other hand, too much sun in the summer can burn the leaves. Well grown plants form a firm, tightly packed rosette, showing the best color possible. Many species will exhibit reds, greens, whites and browns when grown properly. Haworthia are fairly free from most insect infestations, although scale and mealybugs can sometimes attack a plant. Slugs and snails are fond of them as well.

Plants are most easily propagated from offsets. Seed is sometimes available, and easily germinates in cool weather, with best results coming in October through January. The trick with Haworthia seed is to get enough growth on the seedlings to allow them to survive their first summer dormancy. Most seedling losses are due to heat and dry weather rather than over watering. Fresh seed is needed as most Haworthia seed lose their viability after a year or so.

Numerous hybrids and cultivars of Haworthia exist, and nowhere have the breeding efforts been more intensive than in Japan. The shapes, colors, and markings are amazing. Also amazing is their price. Renny Hosogai of Simi Valley is the main seller of these cultivars in the United States. Her plants regularly sell for hundreds of dollars on Ebay, with some plants commonly exceeding \$1000. Few plants outside of orchids and bonsai can match the value of a rare Haworthia cultivar.

While delving into the minutiae of plant taxonomy is not the top concern of most growers, club members should be aware that DNA based research on Haworthia is revealing that the genus may need to be partially split up. Fortunately the "fleshy leaved" species, which make up the bulk of the genus, will remain Haworthia. However, the species such as *H. reinwardtii*, *H. attenuata*, and *H. limifolia* which have less fleshy leaves and a more "Aloe-like" appearance are more closely related to Gasteria and some Aloe than to the rest of Haworthia. No official changes have yet been made, but don't be surprised if some of your Haworthia become Gasteria (or another genus) in the future.



Haworthia emelaye



Haworthia limifolia variegated



Haworthia truncata

APRIL PLANT OF THE MONTH

GYMNOCALYCIUM

Reference:

Pilbeam, J., *Gymnocalycium, A Collector's Guide*

Tom Glavich September 2004

Edited, Steve Frieze September 2012



Gymnocalycium pflanzii



Gymnocalycium spegazzinii

Gymnocalycium are among the most popular of cacti, from the novice through the advanced grower. They are easy to grow; flower readily; come in a large number of distinguishable species; look great in flower, in bud, and even when dormant. A well grown plant will often flower several times during the year.

Gymnocalycium is an old genus, first named in 1845. The genus is named for the naked (spineless) calyx (the outermost covering of the bud and lower flower). Most Gymnocalycium are also readily identified by their 'chins' beneath the areoles.

The heart of the genus Gymnocalycium is Argentina, although the genus stretches into Southeastern Bolivia, Western Paraguay, Uruguay, and into the Southernmost part of Brazil. For the most part Gymnocalycium are grassland plants, growing and shaded in the grass of the Pampa and Chaco (dry forest) that covers much of Argentina. As a result, most like some protection from full afternoon sun, but need bright light during the day.

Gymnocalycium cultivation is easy. They need a dry rest during the winter; they can take Southern California climate without winter heat, as long as they are dry. They should be fed regularly with a weak general purpose fertilizer when growing. They are tolerant of any well drained soil, but constant wet will cause the roots to rot. Fortunately, they are easy to re-root, with roots generally re-growing in a just few months.

Gymnocalycium are easy to grow from seed, started in a well drained, damp potting mix in a plastic bag covered pot. Germination is fairly rapid, but growth during the first year is slow compared to most Mammillaria and many other genera. Vegetative propagation is also easy. Offsets from clumps can be removed, left to dry for a few days and potted. They generally root within a few weeks.

All the species and all the varieties and forms of Gymnocalycium are worth growing. Flowers range in color from red, pink, cream, white, and tans. Other interesting species include *Gymnocalycium baldianum* (red flower), *bayrianum*, *bruchii* (pink flower), *horstii* (pink flower), *mesopotamicum*, *mihanovichii*, *pungen*, *ragonesei*, *saglionis*, *schroederianum*, *spegazzinii*, and *strigianum*.



Gymnocalycium mihanovichii

MEMBERSHIP

LACSS P.O. BOX 280581 NORTHRIDGE, CA 91328

**If we made an error
in your details on the roster,
please email:
NEWSLETTER@LACACTUS.COM
to update your information!**



First Aid for Cactus & Succulent lovers ~ Don't pet the Agave Or Google Before Potting

I had a recent experience with a new plant, a gift.

Karen Ostler identified it an *Opuntia basilaris monstrose*.

It is fleshy, it looked like a succulent & that made me happy because I am not allowed to have cactus. It had cute fuzzy spots not thorns.

I potted it, into a pot that I had made myself.

We didn't see anything even with the magnifying glass, and the duct tape didn't work, I Googled it, too bad I didn't do that first. Its thorns are particularly nasty. Removing them was a process, that was described beautifully on google involving white glue, gauze, and lots of time.

Who would be interested in attending a First Aid for Cactus & Lovers? Any other doctors in the house?

Our Experts can give instructions on handling plants safely.

I want some down to earth rules for safety and survival—ours, the plants have their defenses already.

Ilona Buratti



APRIL 15TH TAXES???,



More important than that.... fertilizing your winter growers. Damage patrol. Last frost??
 Yep, I heard it at the third Saturday workshop. 'Surviving Winter with your Plants'

Karen Ostler and Artie Chavez got together and shared more information than any college program. I ran some of the videos on our facebook page, but honestly, about 20 minutes in, I thought that is sooooo much information. Those two know everything. And we get to learn from them.

1. Identify your plant and where it's from.
 Davesgarden.com can help. You have to research and find out what winter your plants can handle.
2. Protect your plants from winter. Frostcloth, sheets, burlap tightly woven. Old fashioned Xmas bulbs give off heat. You never use plastic. That will trap the cold air and moisture and mush will be your plants. I know, I did it. Before LACSS.
3. You want dry plants. The great thing about cactus and succulents is that they store water in the leaf, stem, caudex. So you don't want to be watering your plants and having them freeze like the water bottle in the freezer. There's no coming back from mush. I know, I did it. Before LACSS. Group your plants. Body warmth. Put them up against the house. Wall warmth.
4. Bring in your tender plants.
5. Determine the kind of storms. Cold or Warm rain? Warm rain makes the winter plants start to grow. You don't want that. Then the rain turns cold and kills the new growth. Actively think about your plants.
6. You have to be able to keep the roots alive through the winter. Those feeder roots need to stay alive. So "Don't water through the winter" is not the advice for everything. Research temperatures for your plants.

The best part about these workshops is that these two have learned by doing. And they pass it along to us. Hope to see you at the next one.

Kathleen Misko



Word of the Month

DICHOTOMIZE verb

di·chot·o·mize
 | \ -mīz \
 dichotomized;
 dichotomizing

Definition of **dichotomize**


transitive verb
 : to divide into two parts, classes,
 or groups
 intransitive verb
 : to exhibit dichotomy



Aztekium hintonii forma monstruosa



Euphorbia polygona
 IG: @floratopia



GREENHOUSE NOTES

BY KAREN OSTLER

APRIL, is finally here; and with it longer days and warmer weather. Of course, as I write this in mid March, it is snowing here in the mountains. However, March 15th is considered the last frost date in the San Fernando Valley and that means your plants are set to start growing; all it takes is a little encouragement on your part.

If you have been growing them out where the winter rains have watered them there is not much to do. If they spent the winter under cover they will need to be woken up by watering lightly, without fertilizer. Hopefully they aren't dead dry, but have had just a tiny bit of water over the winter to keep their root hairs alive. Too much water right away can kill a cactus or succulent that has spent the winter dry, I try to water right at the base of the plant, about a quarter of what I would normally water them and then in 5 or 6 days give them the same amount.

Once you begin to see a reaction and careful observation will show you new leaf growth on a succulent and a swollen body on a cactus. A brief aside here; the reason for the ribs on a cactus is for water storage; the ribs collapse as the plant dries out and expand as it takes in water. The plants; both cactus and succulent; will become glossier.

Once this happens you can begin to fertilize your plants. I like to add slow release pellets to the soil when I repot and then I use a water soluble Azalea, Rhoedendron and Camellia fertilizer delivered every time I water; April to October. I also acidify my water with vinegar. The ideal Ph for our plants is 6.2. You can purchase a bottle of water testing strips at a pool and spa supply store, the back of the bottle will allow you to match the color of the test strip with the Ph.

April is the perfect time to propagate your plants and now is also the perfect time to whack your plants. Have a cactus tip damaged by the winter cold? Cut the head off. What will happen can be fabulous, be bold, try different things. Want a ten headed monster Echinocereus and you don't want to wait? Cut its head off. Use a clean sharp blade and make a clean horizontal slice, don't saw. Set the top piece aside; sometimes they root and you'll end up with two plants; sometimes they don't. The bottom part of the plant; still connected to the roots; will offset.


And this advice also works with a lot of different succulents as well. Cutting back caudiciforms such as Euphorbia stellata, E. knuthii and E. groenewaldii encourages the roots to grow fatter and the cut off arms; after being allowed to callus over; will root up and eventually grow into new fat rooted plants. Echeverias with a long nasty trunk can be cut as well; the top portion will re-root. Aeoniums, Cotyledons, and Sedums will do the same thing.

Be bold. Try different things; most plants will survive and some will surprise you with the results.

Our Spring Festival is coming up in June, now is the time to start thinking about which of your little beauties you are going to enter into our interior Show. The rules and categories are in the Cactus Chronicle. Join us; a Show is a fabulous learning experience and a heck of a good time.

Happy growing!

Karen Ostler



UPCOMING LACSS GARDEN TOUR



DUDLEYA HIKE: LAKE ELEANOR OPEN SPACE IN WESTLAKE SATURDAY, APRIL 20, 2019

Please join us Saturday, April 20, 2019 for a Dudleya Hike in Lake Eleanor Open Space with John Martinez and Nils Schirmmacher.

DATE: SATURDAY, APRIL 20, 2019

WHAT: DUDLEYA HIKE

TIME: 10:00AM- APPROX. 12:00 NOON

PLACE: LAKE ELEANOR OPEN SPACE IN WESTLAKE

**WHAT TO BRING: WATER, WATER, WATER! SNACKS FOR YOURSELF,
SUNSCREEN, HAT, AND CAMERA.**

WEAR SHOES APPROPRIATE FOR HIKING.

RSVP TO: DIANEMILLER@SOCAL.RR.COM

John Martinez and Nils Schirmmacher are excited to introduce LACSS members to Lake Eleanor Open Space in Westlake. This 500-acre jewel is loaded with blooming bulbs, perennials, and succulents! We'll be making a short trek to see a succulent that is found only in the Thousand Oaks/Westlake area: *Dudleya cymosa* ssp *agourensis*. Along the way we will stop to consider another species of *Dudleya* -- *Dudleya lanceolata* -- as well as other genera of succulents growing nearby. After a full accounting of these plants and the habitats that sustain them, club members will have an intimate knowledge of the little *Dudleya* named after the city of Agoura.

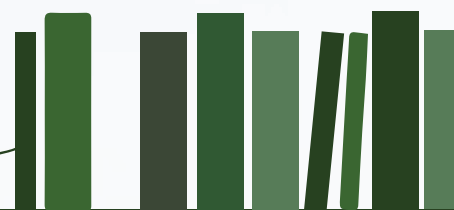
We will meet at 10AM on Saturday, April 20th at the end of Highgate Road. From Westlake Bl, head southeast on Triunfo Cyn Rd for 0.6 miles, then turn right on Highgate Rd. Continue about a 1/2 mile to the end of Highgate and park at the curb. Meet at the gate. To Google the nearest street address, you may use 2123 Highgate Road, Westlake Village. When you get to that address you will see the gate.

The hike is an easy 1/2 mile each way. Although the elevation gain is minimal, there are some small grades, and the trail can be a little rocky at points. Boots are only necessary if you prefer ankle support, otherwise walking shoes, low-top hikers, or sneakers are sufficient. The hike and discussion will last about two hours.

Please be sure to RSVP to Diane Miller at dianemiller@socal.rr.com. Please include "LACSS Dudleya Hike" in the subject line. To RSVP by phone to Diane, please call 818-882-1856 and leave a message.

Hope to See You There!

From the Stacks of the Library



BY JOYCE SCHUMANN

So, what do you think of our new space at the Community Center? Is it easier to browse the books, have a conversation, or check out a book? Let us know if anything needs to be improved.

April will be the last month with a new book for awhile. For the next few months, we will be featuring some of the Journals in our collection.

The book of the month is titled "This is Namibia" by Gerald Cubitt and Peter Joyce. Located on the west coast of Africa, Namibia is a bit larger than Texas with a population just over 2 million. (Imagine the population of San Fernando Valley spread out over Texas!) It is mostly desert with a central plateau and areas referred to as the highlands. Before the modern day succulent collectors arrived, Namibia was famous for its Skeleton Coast - aptly named for obvious reasons. The Nabib Desert is considered the oldest desert on the planet, is on the west side of the central plateau with the Kalahari desert to the east. With that much desert, it would seem logical to assume there is nothing of interest in that area. As hobbyists and collectors, we know that is far from the truth. Generally, we focus on just the plants we must see and/or have and tend to overlook everything else. This book is not a plant book! It is about the country, the land, its history, its flora and fauna and its people. Totally fascinating!!! And on page 91, a full page photo of its famous Welwitschia plant.

PLEASE REMEMBER TO RETURN YOUR CHECKED OUT BOOKS SO THAT YOU CAN CHECK OUT SOMETHING ELSE.

See you soon,

Joyce

What's going on?

The Los Angeles Cactus and Succulent Society is pleased to announce its first student Science Fair Competition. This science fair will be held on June 8th and 9th of 2019. Highschool student participants will have an opportunity to win cash prizes for their research displays and presentations at our annual Drought Tolerant Plant Festival which will take place at the Sepulveda Garden Center located at 16633 Magnolia Blvd, Encino, Ca 91316.

Prizes will be awarded as follows:

1st Place \$250, 2nd Place \$175 and 3rd Place \$150.

At present, this pilot competition is open by invitation only to a few local high schools. Projects must be focused on cactus, succulents or drought tolerant plants and/or their environments.



2019

LACSS DROUGHT TOLERANT FESTIVAL

Show

SHOW CATEGORIES

CACTUS

CRESTS
MONSTROSE
VARIEGATED

SUCCULENTS

CRESTS
MONSTROSE
VARIEGATED

Plants must be placed in the show area no later than 5:00PM Friday or Saturday prior to 8:00AM. Plants must remain in place until the show closes Sunday at 3:00PM.

REGULATIONS

Each exhibitor must enter all plants in one of four Divisions: Rookie, Novice, Advanced or Open. These divisions are judged separately. All judges decisions are final.

All Vendors must Show in the Open division and must have minimum of three plants or pre-arrange a display with the Show Chair.

1. All other exhibitors may enter a maximum of three plants per category, i.e. 3 succulent crests, or 3 variegated cactus, for a maximum of 18 plants.
2. Exhibitors; with the exception of Rookies; all exhibited plants must be in the exhibitor's possession a minimum of six months.
3. Each entry must be clean, dry, healthy and free of weeds, debris, insects, disease and pesticide odor.
4. All plant labels must be removed from pots.
5. Plant stands or lifts are not allowed except where the plant hangs below the level of the bottom of the pot.
6. Rocks and other natural objects are allowed only as adjuncts to the plant, i.e. a branch to allow a climbing plant support.
7. All exhibitors are responsible for placing each entry in the proper class; with an accurate name and a completed entry tag.
8. Grafted plants are allowed in any category.
9. Show Chair may remove any plants that detract from the show or jeopardize the health of other entries.

JUDGING STANDARDS

Condition, size, maturity & difficulty of culture	70%
Staging	25%
Nomenclature	5%

ALL JUDGES DECISIONS ARE FINAL

QUESTIONS?

Contact Show Chair:

Karen Ostler
innerscapes@antelecom.net or
(661) 944 9844



2019 LACSS OPPORTUNITY GRANT

Following a recommendation from The Strategic Planning Committee in 2018 and a pilot program that followed, LACSS Board has agreed to a 2019 LACSS Opportunity Grant to provide special grants for projects or activities outside the regular LACSS programs.

The 2019 Grant Program is funded with \$3000

1. Proposals may be events, activities or projects that support the LACSS Educational mission. Proposals may benefit LACSS or its members or external entities that support the LACSS Mission.

Examples include:

- a) Special member excursions or bus trips above and beyond normal programs
 - b) Grants to individual members to attend symposia or conventions (LACSS will support up to 3 grants of \$300 each for members to attend the CSSA convention in July, 2019. A brief article with photos for the Cactus Chronicle will be required.)
 - c) Development of the Cactus Garden
 - d) Support of external educational programs (Huntington, School Programs, other gardens)
 - e) Scholarships
 - f) Conservation efforts
2. The President will appoint a 5 member LACSS Opportunity Grant Committee that will include the President, two Board Members and 2 non-Board members to review and recommend funding to the proposals as appropriate. Guidelines to the committee are outlined below. The Committee will make recommendations and the Board will have final approval.
 3. Members should fill out the request form and submit proposals to Collin O'Callaghan or to lacssgrant@gmail.com by April 1st.
 4. The Committee will meet to review all proposals and determine the awarded grants by the end of April. Grant recipients will be announced at the May meeting and published in the Cactus Chronicle.
 5. At the time of the award, the committee will identify any actions required of recipients (eg receipts for expenditures, written or oral reports, photos, thank you letters etc.)
 6. Approval of a given proposal does not guarantee or imply ongoing commitment for future grants.
 7. Once approved, the treasurer will track disbursement of the funds. Any required actions of the recipients will be tracked as action items in the Board minutes by the Secretary.

GUIDELINES TO THE LACSS OPPORTUNITY GRANT COMMITTEE:

1. The proposals must be in alignment with the LACSS Mission Statement
2. Minimum grant is \$100, maximum is the amount in the fund.
3. The Committee should try to balance funding for short term and long term investments.
4. The Committee should try and balance funding for individual, group and community benefit.
5. A one page request and decision form is attached.



LACSS 2019 OPPORTUNITY GRANT REQUEST FORM

NAME: _____ **PHONE NUMBER:** _____

DATE: _____ **AMOUNT REQUESTED:** _____

EMAIL: _____

Briefly describe project or grant request, including timeline, rationale and benefits to LACSS or how it supports the LACSS Mission (attach additional page if needed).

Send to completed proposal to lacssgrant@gmail.com or Collin O'Callaghan (collinocallaghan@gmail.com).

APPROVED

NOT APPROVED

If approved, note conditions or commitments required of the grantee to be tracked by the Board.

President Signature and Date for Approval

Grantee Signature and Date for Commitments

Treasurer Signature and Date for Disbursement

Amount and Check#

ANNOUNCEMENTS

*Don't
forget!*

REFRESHMENTS REMINDER

It's April! - Last names starting with A - C

If your last name begins with the letters listed above, this means it's your turn to bring the goodies during our meeting on Thursday, April 4th. Please have snacks arrive by 6:30PM for Social Hour.

Your help in setting up & breaking down is greatly appreciated.

It's nice to have real food at the start of the meeting, as well as treats during the break. Drinks are also welcome.

LACSS MEMBERS' HOME GROWN SALE TABLE AT THE 2019 JUNE PLANT FESTIVAL

WOW! Last year, the LACSS Members' Plant Sale Table was an enormous success. We earned funds for the club and had a great time while sharing our gardening talents. Vendors and members contributed generously, ensuring an impressive display for sale. Avid and new gardeners alike found a plethora of cactus and succulents to add to their own treasured collections.

Last June's Plant Sale format was well liked and will be the same this year. Members can donate their plants to the club or sell them while sharing part of the profit with the club. The second option is great for members that want to sell good plants but don't have enough for a vendor's table.

Plant sale profit sharing works like this: Members will receive 65% of the sale price; 35% of the sale price will go to the club and includes sales tax. Prior to the show, you "double tag" your plants with identical tags including your name, plant name and plant price. Minimum plant value must be \$5.00/plant. The most desirable plants will be submitted to silent auctions or our live auction, where the seller sets the minimum bid. The silent auctions will be at intermittent times during both festival days. The live auction is for members only and is held Sunday after the close of the festival and member dinner. Last year, 18 members each submitted 2 flats for sale (regardless of plant size). If we don't attract enough member sellers or we sell out, the number of flats per person will be raised. Members will be asked to sign up to sell at the April and May meetings. If you will not be at the meetings, email Roxie (Roxie.esterle@gmail.com) or Debi (heapsgasgirl@gmail.com) with your intention to sell.

Naturally plant donations for the sale and auctions are strongly encouraged. Plants in the \$2-\$5 range are always popular. Remember the plants you donate reflect our club. They must be rooted and free of disease. The chairpersons will set prices for donated plants. Members electing to sell flats with profit sharing, may set their prices. If EVERY member can bring some plants, then the sale will surely be a tremendous success. If you have any questions, please come see Roxie or Debi at the meeting or contact us by phone or email.

Roxie Esterle and Debi Heaps
Member Plant Sales Table Chairs

UPCOMING EVENTS

APRIL

APRIL 6-7 2019

SOUTH COAST CACTUS AND SUCCULENT SOCIETY SHOW AND SALE
9:00AM - 4:00PM
SOUTH COAST BOTANIC GARDEN, 26300 CRENSHAW BLVD. PALOS VERDES CA
INFO: WWW.SOUTHCOASTCSS.ORG

APRIL 13 2019

CONEJO CACTUS AND SUCCULENT SOCIETY PLANT SALE
9:00AM - 3:00PM
ELKS LODGE, 158 N. CONEJO SCHOOL ROAD, THOUSAND OAKS CA 91362
INFO: CONEJOCSS@HOTMAIL.COM

APRIL 28 2019

HUNTINGTON PLANT SALE
10:00AM - 5:00PM
HUNTINGTON BOTANICAL GARDENS, 1151 OXFORD RD. SAN MARINO CA.
INFO: (626) 405 3504

MAY

MAY 4-5 2019

SUNSET CACTUS AND SUCCULENT SOCIETY SHOW AND SALE
VETERANS MEMORIAL CENTER, MULTI-PURPOSE ROOM
4117 OVERLAND AVE., CULVER CITY, CA.
INFO. 310-822-1783

MAY 5 2019

SOUTH BAY EPIPHYLLUM SOCIETY SHOW AND SALE---
9:00AM - 4:00PM
SOUTH COAST BOTANICAL GARDENS,
INFO. 310-833-6823

MAY 10-11 2019

GATES CACTUS AND SUCCULENT SOCIETY- SHOW AND SALE
FRI & SAT 9:00AM - 4:00 PM
REDLANDS CHURCH OF NAZARENE--1307 E. CITRUS AVE., REDLANDS, CA
INFO: 909-910-9195 OR WWW.GATESSCSS.COM


MAY 25-26 2019

CENTRAL COAST CACTUS & SUCCULENT SOCIETY ANNUAL SHOW & SALE
10:00AM - 4:00PM
LUDWICK CENTER, 864 SANTA ROSA
SAN LUIS OBISPO, CA -
INFO. 805-237-2054, WWW.CENTRALCOASTCACTUS.ORG

You are invited to Open Greenhouse Day

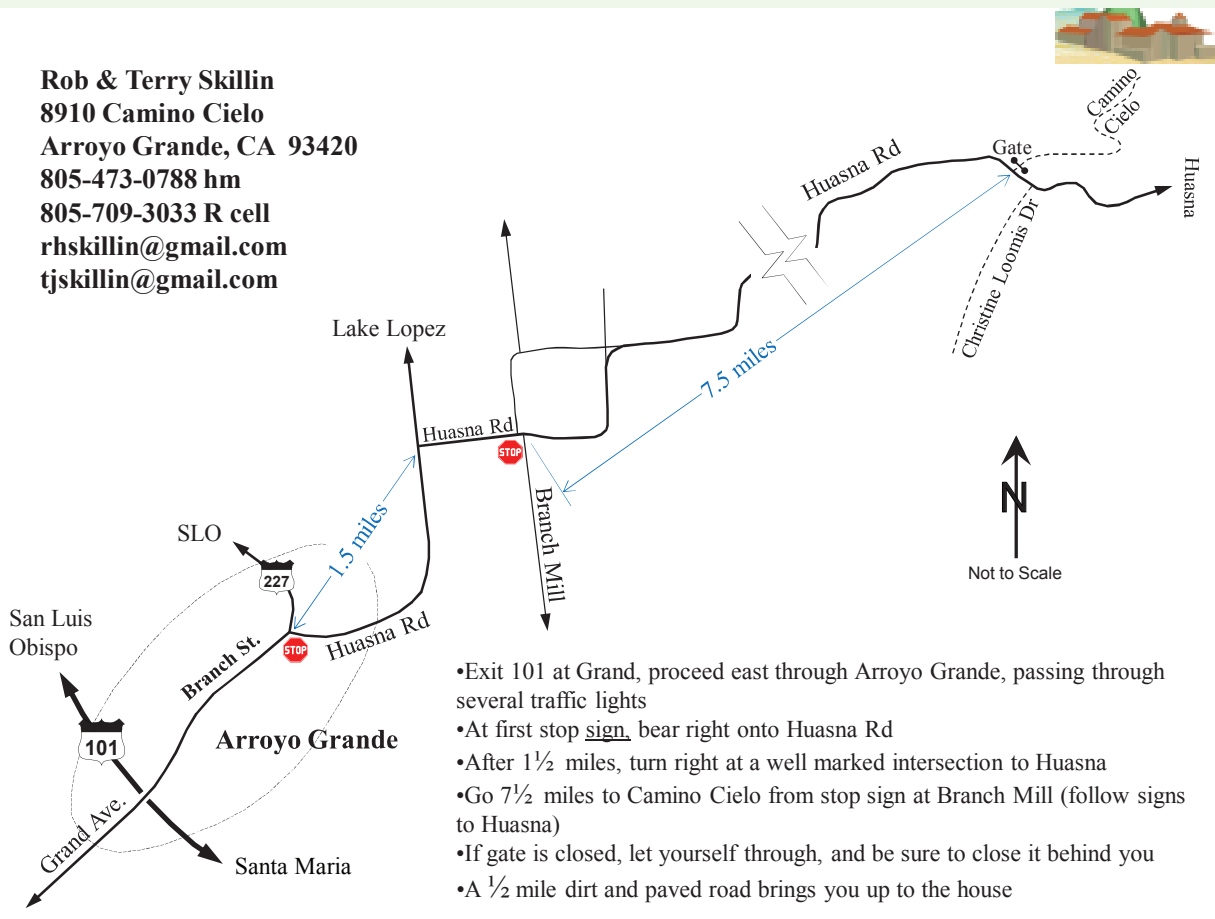
A day of fun, food, friends and PLANTS!
At the Skillin Ranch in Arroyo Grande, San Luis Obispo Co.
Saturday, April 20, 10:00AM-3:00PM

- Greenhouse tours
- Terry's famous taco bar
- Refreshments
- Sales Plants- everything from starters to show stoppers
- Free raffle at Noon - two plants free ticket to each attendee no purchase necessary, but must be present



Free Raffle Plants
Aloe ramosissima 2 gallon pot Pachypodium fihersenense 2 gallon pot

Rob & Terry Skillin
8910 Camino Cielo
Arroyo Grande, CA 93420
805-473-0788 hm
805-709-3033 R cell
rhskillin@gmail.com
tjskillin@gmail.com



- Exit 101 at Grand, proceed east through Arroyo Grande, passing through several traffic lights
- At first stop sign, bear right onto Huasna Rd
- After 1½ miles, turn right at a well marked intersection to Huasna
- Go 7½ miles to Camino Cielo from stop sign at Branch Mill (follow signs to Huasna)
- If gate is closed, let yourself through, and be sure to close it behind you
- A ½ mile dirt and paved road brings you up to the house



Gates Cactus & Succulent Society

Tephrocactus geometricus
Photo - G. Cavanaugh

44th Annual Show and Sale
May 10 and 11, 2019 9 AM – 4 PM

Redlands Church of the Nazarene Plant Sale May 10 and 11
1307 E. Citrus Ave. Redlands, CA 92374 Exhibit Show May 11

Thousands of rare & unusual cacti & succulents
for sale both days.

Exhibit showcasing beautiful & exotic plant
specimens (Saturday only).

Learn from professional growers about
drought-tolerant plant & vegetation.

Handmade ceramic pots for your plants.

More details at www.gatescss.com
(909) 910 9195



LACSS DROUGHT TOLERANT PLANT FESTIVAL

**SEPULVEDA GARDEN CENTER
16633 MAGNOLIA BLVD. ENCINO 91316**

SATURDAY JUNE 8TH, 2019 9:00AM-4:00PM
SUNDAY JUNE 9TH, 2019 9:00AM-3:00PM

LOS ANGELES CACTUS & SUCCULENT SOCIETY

FESTIVAL HIGHLIGHTS

- HANDS-ON WORKSHOPS IN POTTING, TRANSPLANTING, AND CREATING SUCCULENT GARDENS
- KIDS' ACTIVITIES ON BOTH SATURDAY AND SUNDAY FROM 11AM-2PM, WITH GAMES, CRAFTS, PLANT-POTTING, AND EDUCATIONAL HANDS-ON ACTIVITIES
- GREAT SPEAKERS SATURDAY AND SUNDAY
- EXHIBITION FEATURING COMPETITION OF CACTI AND SUCCULENTS, PLUS IMAGINATIVE, PRIZE-WINNING DISPLAYS
- SILENT AUCTIONS
- ADDITIONAL FREE PARKING!

SALE! SALE OF CACTI, SUCCULENTS, CALIFORNIA NATIVES, AND DROUGHT TOLERANT LANDSCAPE PLANTS

SALE! SALE OF RARE AND COLLECTIBLE DROUGHT-TOLERANT PLANTS FROM AROUND THE WORLD

SALE! SALE OF CRAFTS, BOOKS, POTTERY AND HOBBY SUPPLIES

FOR MORE SHOW DETAILS AND UPDATES:
WWW.LACSS-SHOW.COM

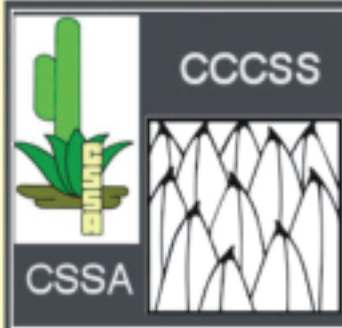
GENERAL CLUB INFO:
WWW.LACACTUS.COM

INSTAGRAM: @LACSSPLANT

FACEBOOK:
LOS ANGELES CACTUS AND
SUCCULENT SOCIETY

CALL: (818) 749 5346





Cactus and Succulent Society of America
2019 Biennial Convention
July 17-20, 2019

Succulents: Conserving our Treasures

San Luis Obispo, California



Speakers

Doug Dawson
Julia Etter & Martin Kristen
Kelly Griffin
Sean Guildenhuis
Attila Kapitany
Brian Kemble
Paul Klaassen
Tom Knapik
Irwin Lightstone
Steve Lovecky
James Mauseth
Steve McCabe
Rob Skillin
Greg Starr

The Kinney Hotel the Convention Hotel



Main Convention Venue

Directly across the street from the Convention Hotel



Field Trips

Lotusland & Aloes in Wonderland
Montana De Oro State Park Bluff Hike
Private Garden Tours (4)
Hearst Castle & Elephant Seal Rookery
Leaning Pines Arboretum & SLO Botanical Gardens

Website: CSSACONVENTION.COM