

CACTUS CHRONICLE

Mission Statement:

The Los Angeles Cactus and Succulent Society (LACSS) cultivates the study and enjoyment of cacti and succulent plants through educational programs and activities that promote the hobby within a community of fellow enthusiasts and among the greater public.

May 2018 Guest Speaker: Sandy Chase

Topic:

“The sweet, The Foul, The Awesome Asclepiads”

Sandy entered into the Cactus and Succulent world in 1984 when she purchased 20 plants, each in 2 1/2 in. pots, for 50 cents each. She still has one of those plants to this day. Sandy has amassed quite a collection of cactus and succulents over the years. Through the years she has held every office in the Los Angeles Cactus and Succulent Society, and she calls herself a “life member.” Sandy was privileged to be a co-chair for the 2001 convention hosted by the Los Angeles Cactus and Succulent Society, held in Woodland Hills, California. It was also her good fortune to be part of a 3+ week trip to Africa, with eight friends from the club, where they saw many plants in habitat in 2010. She has put together many educational displays for the LACSS, the CSSA, and Inter-city shows. Sandy looks forward to serving many more years in any capacity that will help our society grow.

This program is an overview of a group of plants collectively known as Asclepiads. They occur all over the world except in the coldest regions. Most are found in warmer areas.

A gallery of pictures shows the diversity of the flowers and hopefully will attract many new collectors to this unique group of plants.

Kim Chavez will be bringing Raffle plants from the Huntinton.

Thanks to John Trager.

Raffle tickets are \$1 each, or 6 for \$5.

Inside this issue:

A word from our President	2
Plant of the Month - May	4
From the Stacks “LIBRARY”	5
Membership Report	6
Greenhouse Notes	7
Announcements and More	8-18
Announcements and More	8-18

2018 Officers**President**

Kim Thorpe Chavez

1st VP, Programs

Ron Behar

2nd VP, Plant of the Month

Manny Rivera

3rd VP, Special Events

Diane Miller

Secretary

Matt Gatskill

LACSS.contact@gmail.com**Treasurer**

Gretchen Davis

Membership

Ilona Buratti

Director 1 (2017-18) Odd Yrs.

Kal Kaminer

Director 2 (2016-17) Even Yrs.

Artie Chavez

Past President

Joyce Schumann

LACSS Show Chair

Jim Esterle and Artie Chavez

Fall Sale Chair

Kal Kaminer

Webmaster

Kim Thorpe Chavez

Librarian

Joyce Schumann

Historian

Nils Schirrmacher

Cactus Chronicle Editor

Jose J Villarroel

Inter-City Show Chair

John Martinez

CSSA Liaison

M.A. Bjarkman

Drawing & Plant Procurement

Richard Roosman

Member at Large

Nancy Neymark and Kal Kaminer

Cactus Garden Chair

Chris Rogers

Cactus Chronicle Distribution

Richard Roosman

John Matthews

Holiday Party Chairpersons

OPEN

Cactus Garden

Chris Rogers

Meeting Refreshments

Sylvia Strehlo

Monthly Drawing

Leah Imamura

Juana Williams

A word from our President

by Kim Thorpe Chavez

It's hard to believe it is already May and our festival is just one month away. I really encourage everyone to participate in some capacity. I am doing an educational display, though I haven't finalized my topic yet. I love doing displays because I learn so much when I research the information. Seeing everyone else's exhibits provides another opportunity to learn while enjoying the beauty of the exhibit. I am looking forward to our Kids' Activities, which we will now be offering on both days. The festival committee is working hard to tighten up all the loose ends. The best advertising we get is word of mouth, so I hope you are sharing postcards, emailing them to your entire mailing list, and talking about how great the Festival is to friends and family.

I regret having to miss last month's meeting with Rob Skillin, a great educator. I especially appreciate Ron Behar's covering for me. I heard we had a wonderful turn out with 13 visitors. Wow! But most of all, I heard the food was delicious. We are truly a great club with such enthusiastic members. Thank you to all.

The weather has warmed up and our plants are really starting to grow. So much is leafing out at the nursery, with magnificent flowers especially on the cactus. I love to walk around and check out the plants. My plants all seemed to fare the late winter, although a couple of my grafted Adeniums got some rot.

I am excited to meet all our new members and visitors at the May 3 meeting. Please come up and say hi at the meeting and when you do, mention the word "Aloha" and get a free raffle ticket. May is Aloha month. I hope to give out a lot of tickets. Also, I hear we owe a few plants to guests and new members from last month, but do not fear: we should be restocked at May meeting.

Thank you. I look forward to seeing you in May.

Kim Chavez

Plant of the Month 2018

May

Small cactus
staged as miniature
Small Succulent
staged as miniature

June

Favorite for both

July

Matucana, Oroya
Echeveria

August

Thelocactus, Hamatocactus
Adenia

September

Mammillaria "Black Spines"
Bursera

October

Espostoa,
Oreocereus
Jatropha, Monadenium,
Pedilanthus

November

Crest, Monstrose
Crest, Monstrose

December

Holiday Party!

Plant of the Month 2019

January

To be Announced

February

To be Announced

March

To be Announced

April

To be Announced

To be announced in next
month's Chronicle

Plant of the Month : Miniatures

by Kyle Williams



Escobaria minima

This month we aren't focusing on a specific genus or family of plants. Instead we will look at a growth form that everyone has space to grow, miniatures! It is important to note that because we are dealing with a descriptive term, not a botanical one, there is no hard and fast rule for what a miniature plant is. The closest we have is a pot size rule, which limits the maximum pot size to 3 inches diameter and requires the plants to be naturally small, not just a juvenile. For our meeting we'll be a little more relaxed and allow juvenile forms, within reason of course (no overgrown plant in a tiny pot!).

A miniature is not necessarily the same thing as a dwarf plant. For example, a number of *Agave* species are considered dwarf sized because they only get a couple feet in diameter. That is very small compared to a huge *A. americana* that can be 10 feet or more across, but isn't really what we mean by miniature. Another example would be a *Bursera microphylla*, the Elephant Tree, which can form a huge shrub or small tree. It is often grown as a caudiciform bonsai just a couple feet tall. That plant has been dwarfed but it still is not a miniature!



Neohenricia sibbettii



Conophytum ectypum

So what are some examples of true miniatures? Two great examples for cacti would be *Copiapoa laui* and *Blossfeldia liliputiana*, the two smallest species in the family. They both form small clumps, but individual heads are usually ½" or less in diameter. Even slightly bigger species such as *Ortegocactus macdougallii*, *Mammillaria theresae*, or *Puna clavaroides* are ideal miniatures so long as the clump hasn't become too big.

While there are quite a number of miniature cacti, the number of miniature (non-cactus) succulents is even bigger. One of the best places to look for miniatures is among the mesembs. Some species of *Conophytum* are the very definition of miniature, in that some species such as *C. pellucidum* are so small that you could have upwards of 100 heads in a three inch pot! Many species of *Lithops* work well too. Also consider some of the mesembs that aren't living stones types such as *Titanopsis* or *Aloinopsis* species. Outside mesembs, consider some of the smallest *Crassula*, *Haworthia*, *Sedum*, or *Avonia*. These are just suggestions, but if you have a plant that looks good and proportional in a three inch or smaller pot then you have a miniature!



Avonia alstonii ssp. *quinaria*

From the stacks of the Library - April 2018

by Joyce Schumann

Hi to everyone,

This month brings us to the season of wanting to really improve our cactus, flower and lawn areas. With the drought continuing, we must keep water conservation in mind. But that does not mean we are limited to cacti and succulents.

This month also brings us a new (to us) book titled "*California Native Plants for the Garden*" by authors Carol Bornstein, David Fross and Bart O'Brien and donated by our most recent Life Members Laura and Gene Oster. This book will pair well with two books already in our Library – "*Cool Plants for Hot Gardens*" by Starr and "*Succulents Simplified*" by Baldwin. You will find over 500 native plants listed along with 450 photos. *Dudleya*, *Opuntia*, & *Agave* are mentioned since they are native plants but surprisingly enough, *Mammillaria* is not included. Oh, well.... The point is that this is an excellent reference for anyone who wants to design a garden with a mix of CA native plants and our favorite cacti and succulents.

The distinction is made between a "desert" garden and a "Mediterranean" garden. Most of the Los Angeles area is considered "Mediterranean" and the surrounding areas could be considered "desert". You will have lots of choices provided in Chapters three and four which explains the various plant garden themes and plant care.

Additional useful information is provided in Appendix A (Places to See California Native Plants), Appendix B (Additional Resources for Native Plant Horticulture), Appendix C (Sources of California Native Plants) and a concise glossary.

If you are in the process of redesigning your garden (is it ever complete???) this is a great resource to guide you in plant choices.

The newest CSSA Journal [Vol. 90 # 1 is now available for your enjoyment. The Sept-Oct, 2017 Journal was summarized in our Feb 2018 Chronicle by M.A. Bjarkman. According to M.A., it actually was prepared by Nels Christianson for all affiliate clubs. Kudos to whoever, and I hope the current summary appears in this Chronicle issue.

Whether you like cacti or succulents, make sure you look to our incredible library for information and

CHECK IT OUT!!

See you soon,

Joyce

Membership Report

by Iliona Buratti

We had **112 members sign in** at the March meeting, **and 12 guests**, totaling & matching the 124 headcount, thanks- your signing in helps.

“Member Vendors” A new feature in the membership page



“Finds from Fern” began a couple of years ago, after working about 4 decades in another industry. An artist since a child, I finally found the time for painting, up cycling and reusing odds and ends to create vertical planters and centerpieces for succulents. I also am available for custom work and parties.

I’ve been a member of LACSS for 2 years. I sold succulent containers at the first LACSS Fall Show in September. Mostly I enjoy talking to the members and showing people how to plant their “Freebie” plants from the outside “Freebie” table into a new succulent container.

New Members:

Nathaniel Primm, Armen Danielian, and Lonny Root, Welcome!

Guests:

I am thrilled & thankful that **Al Mindel** will take care of guests at our meetings. It’s been hectic, and we want guests to feel welcome. Al will get them signed in, with a name tag and their plant. Get your membership *Guest Referral Cards* from Al. We had 12 guests in March, Wow!



Refreshments:



Sylvia Strehlo is our Refreshment Chair, feel free to approach Sylvia if you can help in that area.

As many people love the opportunity to grab a bite, as those who think we shouldn’t bother with food. With the *Social Hour* before the meeting my vote is to give it a try.

If you don’t like to bring food on your day, or forget, bring cookies or something. OR help out with the setup that day, just as valuable!

The club provides plastic ware, plate, napkins etc.

If we all do something, it will work.

Leftover useable food can covered and left for the staff at the Center, they appreciate it.

Greenhouse Notes - April

by Karen Ostler



Water. The first question every novice asks when they buy an unfamiliar plant. “How much should I water it?” And the answer is invariably; “Once every week to week and a half.” This answer works, and produces okay growth, BUT...There is so much more involved. Is it a succulent or a cactus? Some succulents need water more frequently than do a majority of cactus. If it's a succulent you will most likely be growing it in morning light or a filtered light situation so as not to burn it. That means you will have to watch carefully not to overwater, as it won't use the water as quickly as it would in full sun. Is it a winter grower? If it is, it needs less water in the summer than it does during the winter, and if we are lucky and it rains, half of your watering chores are done for you.

If the plant is a cactus, it will use less water than a succulent; unless you are growing it in full sun; you know that awful place on the pavement right next to the garage in full southern sun. If it's growing there it needs a lot of water; maybe every day depending on the temperature and the pot you have it in. And just a small point here; if you are growing it in that spot; the Sahara of your yard, don't use a plastic pot; you'll cook the roots.

What kind of pot is it in; plastic, clay, glazed ceramic, or is it going into the ground? Plastic pots tend to hold on to moisture, as does glazed ceramic, but clay breathes and the water in the soil will evaporate much more quickly. What kind of soil is it in? Different growers use a variety of mixes; each tailored to their growing conditions and watering habits. The Huntington uses a mix of 80% pumice to 20% humus, and they water frequently to promote growth. Desert Creations uses a 60-70% pumice and 30-40% humus, and waters about once a week or week and a half. Some commercial growers use a 50/50 mix of perlite and humus and water nearly every day. My mix is tailored for me, my growing conditions and my watering habits; 3 parts pumice, 2 parts native soil (consisting of clay, sand, and decomposed granite,) and 1 part humus. And I tend to water once every two weeks or so, sometimes more, but frequently much less. That's where the sand is helpful; it like a plastic pot; holds water.


Your water is important as well. Are you acidifying your water? Have you tested it? For the best growth it should be between a Ph of 5.7 to 6.2. You can pick up a small test kit at a pool supply store, they aren't too expensive and you should test every quarter, because city water changes depending on the seasons. If you don't test; although I wouldn't recommend it; you can go by the rule of thumb and add a teaspoon of household vinegar per gallon of water.

The most important rule of watering: water until the water comes out of the bottom of the pot. When I water the greenhouse, I start on one bench and work my way around the greenhouse once. Then I go back and start all over again, watering each and every plant twice. That way I can be certain that there are no dry spots in a plant's soil. Sometimes; if it has been a couple of weeks since my last watering; I'll make an extra trip around, making sure that all the Gasterias and Haworthias have adequate moisture in the soil. I don't want those important root hairs to die, because that will cause the plant to rot. But that's another column.

Karen Ostler

Announcements

by LACSS Special Events




LACSS Drought Tolerant Plant Festival

Saturday, June 9, 2018, 9:00 to 4:00
Sunday, June 10, 2018, 9:00 to 3:00

Sepulveda Garden Center
16633 Magnolia Blvd., Encino 91316

Los Angeles Cactus and Succulent Society FESTIVAL HIGHLIGHTS:

- NEW! More hands-on workshops in potting, transplanting, and creating succulent gardens
- NEW! Kids' Activities on BOTH Saturday and Sunday from 11AM - 2PM, with games, crafts, plant-potting, and educational hands-on activities
- Great speakers Saturday and Sunday
- Exhibit hall featuring competition of cacti and succulents, plus imaginative, prize-winning displays
- SALE of cacti, succulents, California natives, and drought-tolerant landscape plants
- SALE of rare and collectible drought-tolerant plants from around the world
- SALE of crafts, pottery, books, and supplies
- Silent auctions
- NEW! Additional free parking



For more information and updates

Show website:

www.lacss-show.com

General information about club:

www.lacactus.com

Facebook:

<https://www.facebook.com/Los-Angeles-Cactus-and-Succulent-Society-official-FB-Site->
Or call (818)749-5346

Announcements

by Roxie Esterle and Debi Heaps

2018 DROUGHT TOLERANT PLANT FESTIVAL!

Get ready for the Show on Saturday, June 9 - Sunday, June 10!

This is the last reminder! (well, second to last)

Please sign up for your favorite assignment at May and June meetings! Please bring your calendar.

Starting NOW...

Create an educational display for the Interior Show. (Great prizes)

- Guidelines will be reiterated at the May meeting.

Prepare plants for the Interior Show Competition. (More great prizes)

- Genera will include: : Copiapoa, Melocactus, Rebutia, Sulcorebutia, Haworthia, Agave, Lithops

Provide plants for the club sales table, silent auctions, dinner auction

- See the notice below about selling plants and donating plants at the Member Sales Table

Plan to work a 2-hour shift or more on Friday, Saturday, or Sunday

- Friday, June 8, 12:00 – 3:00 Set up, help vendors, Interior Show
- Saturday, June 9, 9:00 – 5:00 Membership, sales table, holding area, Kids' Activities, dinner set up and clean up, trouble shooter, Interior Show
- Sunday, June 10, 9:00 – 4:00 Kids' Activities, membership, sales table, holding area, break down tables and tents, Interior Show

DON'T FORGET TO RESERVE YOUR PLACE AT THE SATURDAY NIGHT BBQ. THE EVENING IS GREAT FUN AND THE AUCTION IS AMAZING.

Please help distribute the beautiful show postcard by placing copies at your personal hangouts and by sending it electronically to your mailing list.

MEMBER'S HOME GROWN SALES TABLE

If you are a member planning to sell 2 flats of plants at the Member Sales Table, please make sure you have signed up with Roxie (Roxie.esterle@gmail.com) or Debi (heapsqasgirl@gmail.com). Please refer to full policies and instructions in the last several *Cactus Chronicle* issues. Just email us if you have any questions or speak to us at the upcoming meeting. LACSS Plant tags for double tagging will be distributed to Home Grown sellers at the May and June meetings. Donations to this table are also very welcome!

Announcements

by Joyce Schumann

Volunteer – You Know You Want to

HI TO EVERYONE,

A **BIG** thanks to all of you who have signed up to be volunteers for the Festival. You have brought the “cactus flower thermometer” to the half way mark. I know there are still another 50 or so of you who are just hoping we will come face to face with you and ask you to volunteer. So, now I am asking: Please sign up at the meeting. The big signup sheets will be placed on the white board along with the first two pages. They will be there to assist you in confirming if you have signed up and/or for what time frame.

Starting May 1, I will begin contacting each of the volunteers to confirm their day & time and also to determine what area you prefer to spend your time. We have lots of opportunities available. No one has indicated that they wish to volunteer for the Kitchen area. This is actually a great place to spend time. Everyone comes in, visits, and is appreciative of the repast you have provided. We need several people for the early morning breakfast time. This is the busiest time and the most important. The rest of the day requires attention to the beverage and snack supplies. So, please give this area your consideration. Another very important area is our Plant Holding area. We need one person to be the “lead” with 5 or 6 others each day to check-in purchased plants/pots/etc into the protected holding area and then retrieve them when needed.

If you are unable to attend the meeting, but want to sign up, feel free to email me.

After the Festival, everyone who volunteered will have their name placed in a container. One name will be drawn and will be rewarded with a special gift of appreciation.

In advance, I thank all of you for your attention and participation.

Sincerely,

Joyce the Festival Volunteer Coordinator

Announcements

by Kathleen Misko

June 11th, 2017

Dear Diary,

Today was Kids Day. The best one yet, 213 tiny darlings got to join in our festival. I'm exhausted and might have a hernia, but so very happy at what this club offers. Long ago in a galaxy far away, I think it was Van Nuys, Kim and Artie were shopping. Kim said, "what if we do a separate section at the festival for kids where we can teach them about plants and pollinators and growing and let them pot up cuttings and make pottery. They gathered their plants and made signs and got Erika Van Aker to help the kids with pots. It was a big deal and the kids loved it. It brought the parents to the festival on Sunday which was generally a slow day. Success. And so Kids day was born. I remember the first time I walked through the educational maze. I kept saying, "I didn't know that", "that's so cool", "does everyone but me know this?" I really loved the idea of learning and so Artie said, Ok I'll let you help me next year. And so Assistant Chairperson was born. That Artie, he's a giver.

Illona Buratti brought an idea to the club. Wine cork succulent magnets. She and her husband Richard prepared corks and did cuttings from her amazing garden and set up an assembly line for all to create, and so corks were born. (the club has very generously donated hundreds of corks) so giving.

Kim was at a swap meet and saw this stunning beauty with her instruments. The children gathered around to play them. Made from gourds, carved from branches, seed pods strung together. Kim convinced her that she belonged at Kids day. And so instruments were born.

I thought we needed a more digital approach and convinced Roger Cohen to shoot a YouTube type series with kids talking to kids. And so video was born. In the reduce reuse recycle vein, Artie uses scrap lumber to have cactus cut outs made. It is the darlings favorite painting project. We've had to limit 1 per child as they would stay all day and keep painting. And so painting was born.

I wanted the darlings to reuse pots. That backfired because Ann and I washed scrubbed and dried 300 little pots. Yikes. So this year we ordered from China where kids do the work. Seems right. Note to self... find a better option. There are kids that have been to every kids day and they come back with pictures of the plants they potted. They learn about drainage, soil, top dressing, and how to plant. Ask Al Mindel about the potting station. And so growers are born.

This year I had a young man volunteer to help us. He's 8 and knew more than me about cacti and succulents.

And so a new chairperson is growing.

At my granddaughters schools I ask the principal to hand out our flyer to the teachers. You have to get a permit thingy to give each kid a flyer. I did Girl Scouts. Softball. Soccer. After school care. Drama camp. What else did I do? Oh birthday parties.

Oh Diary, you need to keep better notes.

Kid's Klub. Everyone gets a pin in their bag when they pass through the Mary Chan and Phyllis Polakow portal. Oh, and remember the face painting? Each year I say I want to do it but its just for kids. They love it so.

Hey, we can't forget the messiest table. The clay table. Pinch pots, little bugs and animals, unidentifiable art pieces.

It was so fun. So many parents and kids asked if we please, please could do it on Saturday. Please. I think we have to for 2018. So many bright minds, So little time.

UPDATE KIDS DAY HAS BEEN EXTENDED TO KIDS DAZE. THIS YEAR JUNE 9TH AND 10TH 11-2 BOY. TWICE AS TIRED. BUT TWICE AS HAPPY.

JOIN OUR FUN AND VOLUNTEER.

MISKO-OUT

Announcements

by Joyce Schumann

Recap of Mentoring Session

Saturday, April 14, 2018

“How to Exhibit My Collection 1 - A Primer in Preparation for a Show”

The consummate educator, Steve Frieze, entertained and educated all those in attendance in the basic steps required to prepare our plants for exhibit.

He began at the bottom – that would be soil....It is the most important element in plant cultivation. And the next important element is one that should **not** be included in your soil mix – peat moss. Peat moss holds too much moisture and then dries up like a brick. Efforts to rehydrate this brick usually results in damage to the roots of your plants. At the moment, industry standard is 65% pumice with the rest being organic material.

Tools are next on the list of importance. Most of them will be listed here. If you have a question about any of them, feel free to ask at the next meeting. In no particular order: water hose end sprayer with a very low exit water pressure {bonsai}, metal tongs, welder’s gloves, fish hook remover, spoon, long forceps, scoop, knife, narrow bulb scoop, screen for bottom of pot, green garden tape, brushes, clippers (three different styles), concave cutter and a container to store or carry all of them.

Pot selection is, also, important in exhibit preparation. The usual question of plastic or clay did not come up. The focus of this is to prepare our plants for exhibit. Therefore, the pot that enhances your plant is more desirable than one that merely holds the dirt. (No offense, Tim!) But it should also not upstage your plant.

Plant tags are always recommended if for no other reason than to know the name of the plant. Other information can be included such as where it grows in habitat and the condition it grows in.

A brief aside covered injuries to ones bodies and steps to avoid the damage. Wearing a dust mask is recommended when working with materials that are dust-makers.

Well, just because you missed the first session doesn’t mean that you should miss the second one being held Saturday, May 19. See the announcement elsewhere in this Chronicle.

Looking forward to seeing all of you at the next mentoring session.

Sincerely,
Joyce



53rd ANNUAL SHOW AND SALE CACTUS AND SUCCULENT SOCIETY OF AMERICA HUNTINGTON LIBRARY & BOTANICAL GARDENS

Dates: Friday, Saturday & Sunday, June 29, 30 & July 1, 2018

Location: The Huntington: 1151 Oxford Drive, San Marino, CA
The Botanical Center. Contact 626-405-3504

Show & Sale Hours: **Sale:** Friday, Saturday & Sunday 10:00am-5:00pm

Show: Saturday & Sunday 10:00am-5:00pm

Show Set-up: Thurs. June 28th, 9am-1pm

Enter Plants: Thurs., June 28th 1pm-8pm & Friday, June 29, 10:00am-4:00pm. Judging starts at 5:00pm Friday

Auction: Items need to be registered by 3pm, Saturday, June 30

There will be a Silent Auction during dinner and a Live Auction (35 items max.) after dinner. Auctioneers will decide placement of items: 2 items per person/business marked as donation or split (70/30)

Dinner: \$15.00 Menu: Chili Buffet. Mail checks, made out to CSSA, to Bonnie Ikemura – 8400 Bleriot Ave. Los Angeles, CA, 90045; Reserve a spot by Phone: 213-305-1421 or email Bonnie at bikemura@hotmail.com.

Reservations must be made by June 25, 2018

Teardown: Sunday, July 1, 5:00pm

Be sure to pick up a Show Schedule, Index and entry tags from your CSSA Club Affiliate at your next club meeting if you are interested in entering plants in the Show or in the Auction.

All Cactus & Succulent Club members, CSSA members, vendors, volunteers or show participants need to wear their club badges (if you have one) **AND** a special CSSA/HBG pass that reads "Annual CSSA Show Participant" to enter the HBG for free. If you are a HBG member this doesn't apply. Please obtain a pass from your CSSA Affiliate at your club meeting or contact Barbara Hall, Show Chair before the event. We are not permitted to hand out passes at the HBG entryway.

There are opportunities to participate/volunteer in this year's show, even for a couple of hours in the showroom or sales areas, hospitality (food) area, information table, holding area, welcome table at the HBG entry & setup/teardown. All participants receive a show T-Shirt as a thank you.

See you at the Show!

Barbara Hall

CSSA Show Chair

Email: lbcjhall@aol.com Phone: 818-368-6914



CSSA JOURNAL
NOVEMBER-DECEMBER 2017
Synopsis of Selected Articles

From the mysterious plant to the most common mammillaria: the story of *Mammillaria luethyi*

Zlatko Janeba recounts the discovery of this Coahuilan species in habitat in 1996 and its description by George Hinton long after it had first been brought to the United States (early 1950s) and many years of conjecture regarding its correct genus. The author also tells how *M. luethyi* eventually became available to the public.

Agaves of Arizona

In this ten-page, well-illustrated article, Ron Parker comments that there are twenty-one Agave species in Arizona and divides them into two groups, the first which tend to be large, broad-leaved plants with large inflorescences (examples given: *A. parryi*, *A. chrysantha*, *A. palmeri*, *A. deserti* var. *simplex*, *A. mckelveyana*) and the second which are smaller plants and have spicate or racemose inflorescences (*A. schottii*, *A. toumeyana*, *A. parviflora*, *A. utahensis*). Maps accompany the article.

A new species of cremnophytic *Aloe* from the Republic of Zambia

Author and explorer Tom A. McCoy presents *Aloe mkushiana*, a long leafed hanging species with downward-facing rosettes from a deep river gorge in the central region of Zambia. Confirmation of the new species status was made in June 2017. The epithet “*mkushiana*” was chosen in reference to the occurrence on the steep cliffs rising above the Mkushi River.

Cacti Conundrums

Nancy D. Riley shares her findings regarding the status of *Sclerocactus glaucus*, *Echinocereus viridiflorus*, *Pediocactus simpsonii* and *Escobaria vivipara* on her 35-acre parcel of land near Livermore (Larimer County), Colorado. She discusses her method of identifying and tracking plants and notes the depletion of plants in drought years due to rabbit predation.

Dogs sniff out an elusive cactus


Mark Fleming reveals a new ecological scent detection endeavor by the US Fish and Wildlife Service, the Arizona-Sonora Desert Museum and H.T. Harvey & Associates to rigorously train dogs to identify the highly endangered *Coryphantha scheeri* var. *robustispina* in Pima and Santa Cruz Counties, Arizona, the only American habitat for the species. Distribution is patchy and few locations have significant populations. Tracking these plants has been very time consuming in the past. “Dogs have been used with great success in finding several species of plants...and are able to detect odor originating from a target plant’s roots,” writes Mr. Fleming. The dogs are trained during a period of approximately sixteen weeks.

Additionally, Fred Katterman offers “Molecular analysis of the genus *Eriosyce* part II,” Leo Chance continues his series “Pushing the Limits: landscaping with cacti and succulents” with his article #27, “*Sansevieria rosulata*, a new species in Uganda,” is presented by Tom Forrest and John Lavranos, in one of his last writings, reviews “The Aloes of Uganda, A Field Guide,” by Thomas Cole and Tom Forrest.

Courtesy of M.A Bjarkman

Announcements

by Conejo Cactus and Succulent Society



Succulent & Cactus Plant Sale

Saturday May 19, 2018

9:00 am - 3:00 pm

Elks Lodge

158 N. Conejo School Road

Thousand Oaks, CA, 91362

Plant Vendors & Potters

will be featured

along with Experts

to give you tips on growing and cultivation of cactus & succulents.

Please bring boxes or bags to carry home your purchases.

For more information email: conejocss@hotmail.com

Our Sale is in conjunction with the Elks Lodge weekly BBQ.



Refreshments Reminder

Reminder, It's April – **E thru H**

If your last name begins with the letters listed above, this means **YOU**. It's your turn to bring the goodies that will sustain us during our meeting on Thursday, May 3rd. Please have snacks arrive by 6:30PM for Social Hour.

Your help in setting up and breaking down is greatly appreciated.

Some ideas: finger foods, fruit, veggies, chips & dip, cookies, brownies, sandwiches, burritos, pizza...you name it, we will heat & serve it.

Yes, we have a microwave. It's nice to have real food at the start of the meeting, as well as treats during the break. Drinks are also welcome.

Thanks,
LACSS

2018 Cactus and Succulent Calendar of Upcoming Events

Updated 12/3/17. ANY CHANGES, please email: aloescats1@aol.com

- MAY 5-6** **SUNSET CACTUS AND SUCCULENT SOCIETY SHOW AND SALE**
VETERANS MEMORIAL CENTER, GARDEN ROOM
4117 OVERLAND AVE., CULVER CITY, CA. INFO. 310-822-1783
- MAY 6** **SOUTH BAY EPIPHYLLUM SOCIETY SHOW AND SALE**
9am to 4pm SOUTH COAST BONTANICAL GARDENS, INFO. 310-833-6823
- MAY 11-12** **GATES CACTUS AND SUCCULENT SOCIETY SHOW AND SALE**
FRI & SAT 9-4:30 pm, FOR INFORMATION ON LOCATION PLEASE CALL: 909-910-9195
- MAY 19-20** **LONG BEACH CACTUS CLUB PLANT SHOW AND SALE**
10-4 pm RANCHO LOS ALAMITOS, 6400 BIXBY HILL ROAD, LONG BEACH, CA
INFO. 562-631-5876
- MAY 26-27** **CENTRAL COAST CACTUS & SUCCULENT SOCIETY**
ANNUAL SHOW & SALE (10-4PM), LUDWICK CENTER,
864 SANTA ROSA SAN LUIS OBISPO, CA – INFO. 805-237-2054, www.centralcoastcactus.org
- JUNE 2-3** **SAN DIEGO CACTUS AND SUCCULENT SOCIETY-- SUMMER SHOW & SALE**
BALBOA PARK, ROOM 101, SAN DIEGO, CA INFO. 858-382-1797
- JUNE 9-10** **LOS ANGELES CACTUS and SUCCULENT SOCIETY PLANT SHOW AND SALE**
JUNE 9th 9AM – 4PM and JUNE 10th 9AM - 3PM
THE SEPULVEDA GARDEN CENTER, 16633 MAGNOLIA BLVD., ENCINO, CA.
INFO. www.lacactus.com

2018 Cactus and Succulent Calendar of Upcoming Events

Updated 12/3/17. ANY CHANGES, please email: aloescats1@aol.com

- | | |
|---------------------|---|
| JUN 29-JUL 1 | <p>CSSA ANNUAL SHOW AND SALE – HUNTINGTON BOTANICAL GARDENS</p> <p>1151 OXFORD ROAD, SAN MARINO, CA. Info: 626-405-3504</p> <p>PLANTS SALES STARTS JUNE 29TH THRU JULY 1ST FROM 10-5pm.</p> <p>SHOW OPENS JUNE 30TH THUR JULY 1ST FROM 10-5pm.</p> |
| JULY 19-21 | <p>ORANGE COUNTY CACTUS AND SUCCULENT SOCIETY SUMMER SHOW AND SALE</p> <p>THURS. 19TH 6-9pm, FRI. JULY 20TH 9am-7pm, SAT. 21ST 9-5pm</p> <p>1000 S. State College Bl., (Anaheim United Methodist Church) Anaheim, CA</p> <p>INFORMATION CALL 949-212-8417</p> |
| AUG. 11-12 | <p>33RD ANNUAL INTERCITY SHOW AND SALE AT THE L.A. COUNTY ARBORETUM</p> <p>9am-5pm daily. 301 NO. BALDWIN AVE., ARCADIA, CA.</p> <p>INFO. CALL TOM GLAVICH 626-798-2430 or JOHN MARTINEZ 805-390-2139</p> |
| SEPT. 1 | <p>HUNTINGTON BOTANICAL GARDENS SUCCULENT SYMPOSIUM</p> <p>ALL DAY AT THE HUNTINGTON. INFO: 626-405-3504</p> |
| SEPT. 15 | <p>LONG BEACH CACTUS CLUB ANNUAL PLANT AUCTION</p> <p>12-5PM RANCHO LOS ALAMITOS, 6400 BIXBY HILL ROAD, LONG BEACH, CA 90615</p> <p>INFO. 562-631-5876</p> |
| SEPT. 15 | <p>LOS ANGELES CACTUS AND SUCCULENT SOCIETY - FALL SALE</p> <p>THE SEPULVEDA GARDEN CENTER, 16633 MAGNOLIA BLVD., ENCINO, CA.</p> <p>INFO. www.lacactus.com</p> |
| Oct. 6-7 | <p>BAKERSFIELD CACTUS and SUCCULENT SOCIETY SHOW & SALE</p> <p>SAT. 10AM - 5PM---SUN. 11AM - 3PM ST. PAUL'S CHURCH, 2216 17th STREET</p> <p>BAKERSFIELD, CA 93304 FREE ADDMISSION & PARKING, INFO 661-831-8488</p> |
| OCT. 27-28 | <p>PALOMAR SHOW AND SALE</p> <p>SAT 10-5, SUN 10-3, SAN DIEGO BOTANIC GARDENS</p> <p>230 QUAIL GARDENS ROAD, ENCINITAS, CA</p> <p>INFO: BritaMiller1@g-mail.com</p> |
| NOV. 10 - 11 | <p>SAN GABRIEL CACTUS AND SUCCULENT SOCIETY SHOW AND SALE</p> <p>9am-4pm BOTH DAYS---LA COUNTY ARBORETUM 310 NO. BALDWIN, ARCADIA, CA</p> <p>INFO: MANNY RIVERA 626-780-6957 or JOHN MATTHEWS 661-714-1052</p> |



Mailing Address
LACSS
PO BOX 280581
Northridge, CA 91328

Phone: 818-749-5346
Website: www.LAcactus.com
Email: lacss.contact@gmail.com

April 2018 Guest Speaker: Sandy Chase
Topic: "The Sweet, The Foul, The Awesome Asclepiads"

May Events

- MAY 5-6** SUNSET CACTUS AND SUCCULENT SOCIETY SHOW AND SALE
VETERANS MEMORIAL CENTER, GARDEN ROOM
4117 OVERLAND AVE., CULVER CITY, CA. INFO. 310-822-1783
- MAY 6** SOUTH BAY EPIPHYLLUM SOCIETY SHOW AND SALE
9am to 4pm SOUTH COAST BONTANICAL GARDENS, INFO. 310-833-6823
- MAY 11-12** GATES CACTUS AND SUCCULENT SOCIETY SHOW AND SALE
FRI & SAT 9-4:30 pm, FOR INFORMATION ON LOCATION PLEASE CALL: 909-910-9195
- MAY 19-20** LONG BEACH CACTUS CLUB PLANT SHOW AND SALE
10-4 pm RANCHO LOS ALAMITOS, 6400 BIXBY HILL ROAD, LONG BEACH, CA
INFO. 562-631-5876
- MAY 26-27** CENTRAL COAST CACTUS & SUCCULENT SOCIETY
ANNUAL SHOW & SALE (10-4PM), LUDWICK CENTER,
864 SANTA ROSA SAN LUIS OBISPO, CA – INFO. 805-237-2054,
www.centralcoastcactus.org